

IndependenceTitleAgent **ONE**

✓ Faster

✓ Smarter

✓ Social



IndependenceTitle.com

Trust us, you're going to want to...

UPDATE YOUR APP!



GEO-REPORT STYLES

The Geo reports just got more Geo!



HOLDING COSTS CALCULATOR

Holding costs holding you down? Calculate holding costs in seconds.



SMART COMPARE

Updated algorithm gives your clients more loan options.




iBUYER CALCULATOR

Show the seller how selling to an iBuyer can cost them BIG!



LANDSCAPE MODE

Don't look at us sideways, look at your iPad! Introducing landscape for iPad!



PACKED
WITH NEW CONTENT!



THIS UPDATE IS STACKED!

This product is being provided as a general service to the community at large without the condition of the referral of title insurance and/or settlement services business.

Some features only available with premium

IndependenceTitleAgent One

Faster • Smarter • Social

IndependenceTitleAgent ONE has a new look but it's the same great app as previous generations

Seller Net Sheets

Make listing presentations, offers and counters a snap.

Sell to Net

Seller have net goal in mind? No problem with sell to net.

Buyer Estimates

Get payment info and estimated funds to closing in a flash.

Rent vs Buy

Show renters that buying may be better for them than renting.

Monthly Affordability

Show your buyer what they can afford based on their desired payment.

Much More

IndependenceTitleAgent ONE includes over a dozen calculators.

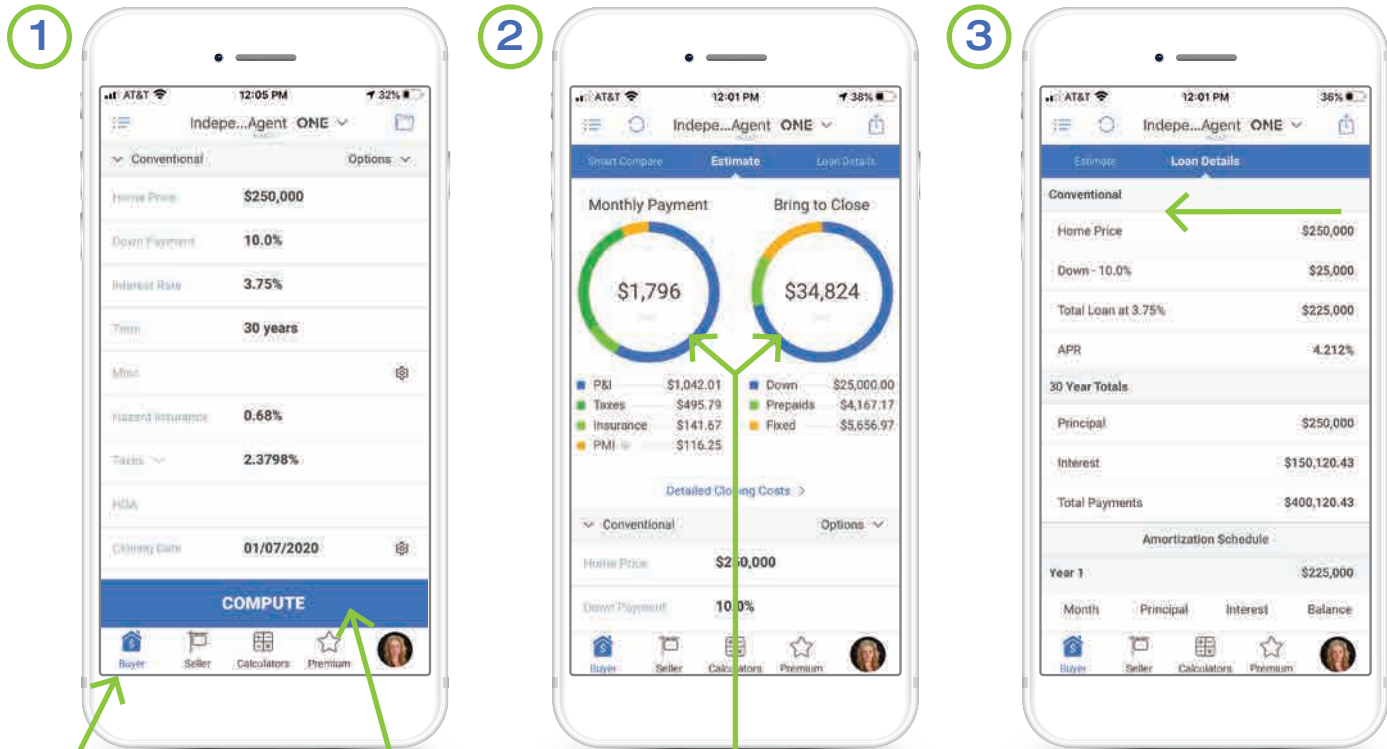
Free vs. Premium

Premium
99¢
PER
MONTH
\$9.99
PER
YEAR

Free

		Free	99¢ PER MONTH	\$9.99 PER YEAR
Quick Estimates	Calculate buyer estimated payments and closing costs, including area-specific taxes, title and escrow.			
Net Sheet	Find your seller's net proceeds, including prorated, area specific taxes, title, escrow and other fees.			
Refi	Calculate new loan payment, closing costs and find the "break-even" point.			
Monthly Affordability	Use the client's desired monthly payment to find their buyer power based on their down payment.			
Sell to Net	Use the seller's net goal to find the minimum price to sell their home and still meet their goal.			
Rent vs Buy	Compare your rent to your loan payment, taking tax savings into consideration.			
Extra Payment	Find out how much time the money your buyers can save by putting money towards principal each month.			
Lead Gen Calculator	Lead Generate based on Geo Locations for farming neighborhoods			
Infographics	New Infographics personalized to market area			
Lenses	Fun borders to use for social media posts			
ALL Shareble on Social Media now	Photo lenses, dynamic infographics, and consumer calculators that help you connect with clients and attract new prospects on social media.			

BUYER'S ESTIMATE IndependenceTitleAgent One

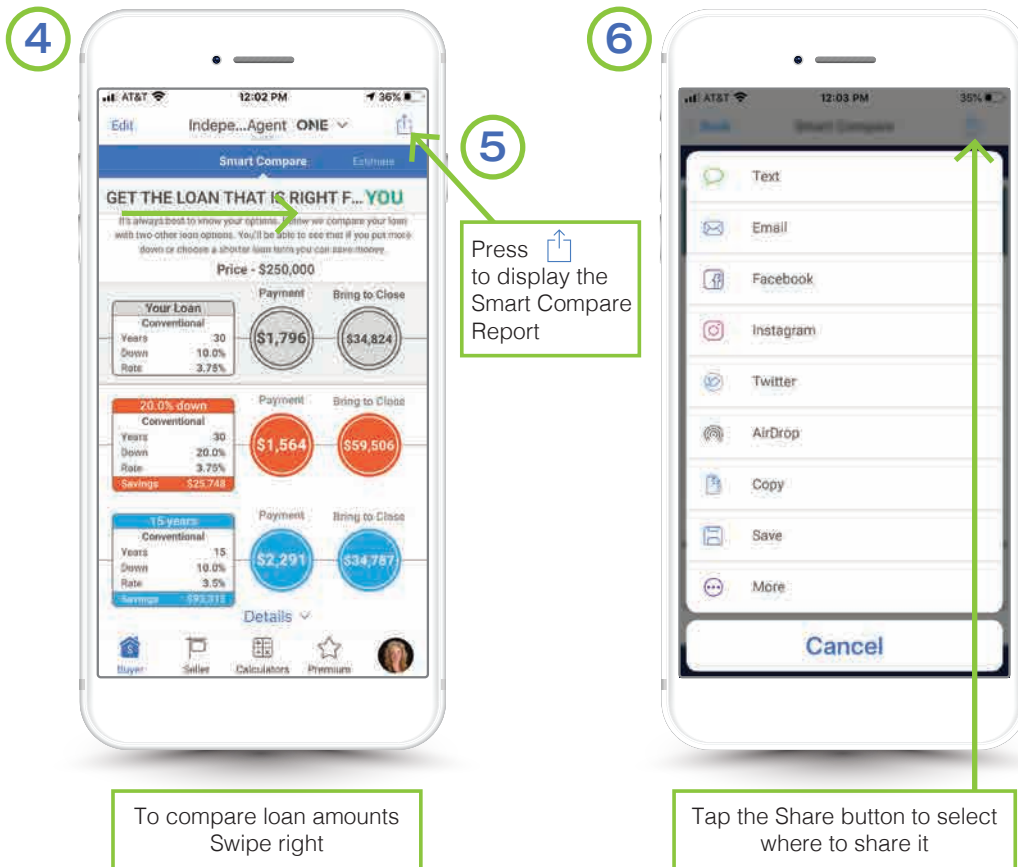



Tap on **BUYER**
Fill in the blanks

Tap **COMPUTE** to
generate a Buyer's Estimate

The Monthly Payment and
Bring to Closing amounts are
displayed

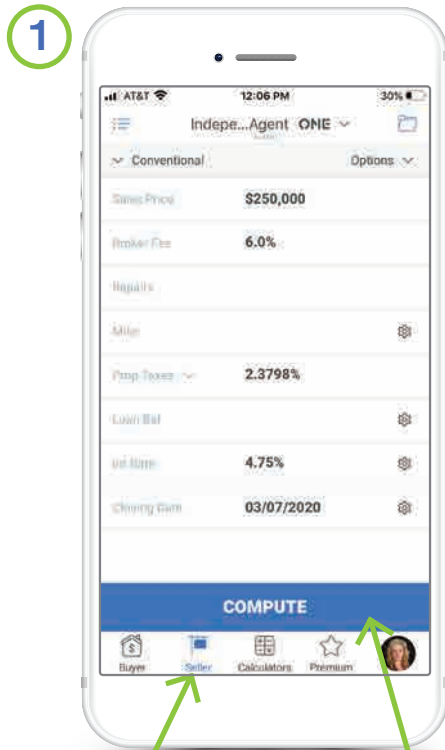
To display the Loan Details
Swipe left



Press 
to display the
Smart Compare
Report

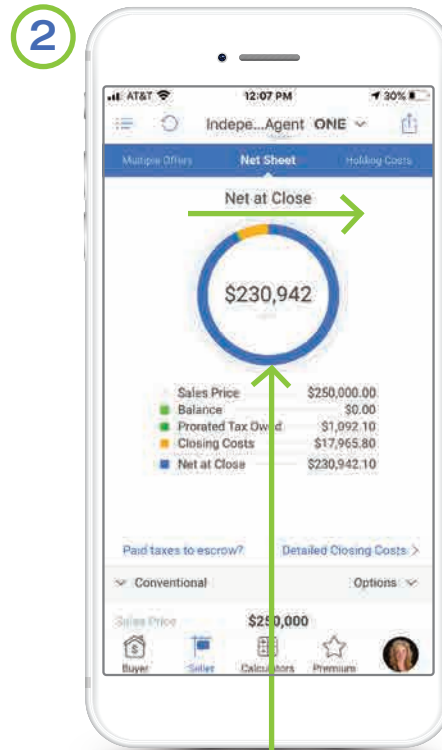
To compare loan amounts
Swipe right

Tap the Share button to select
where to share it



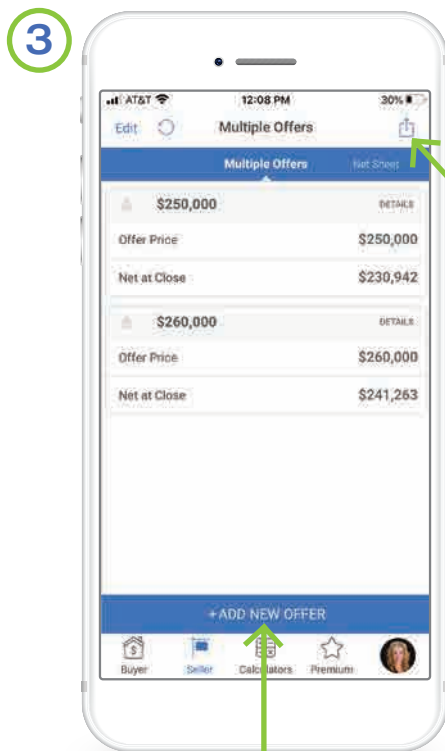
Tap on **SELLER**
Fill in the blanks

Tap **COMPUTE** to
generate Seller's Net at Close

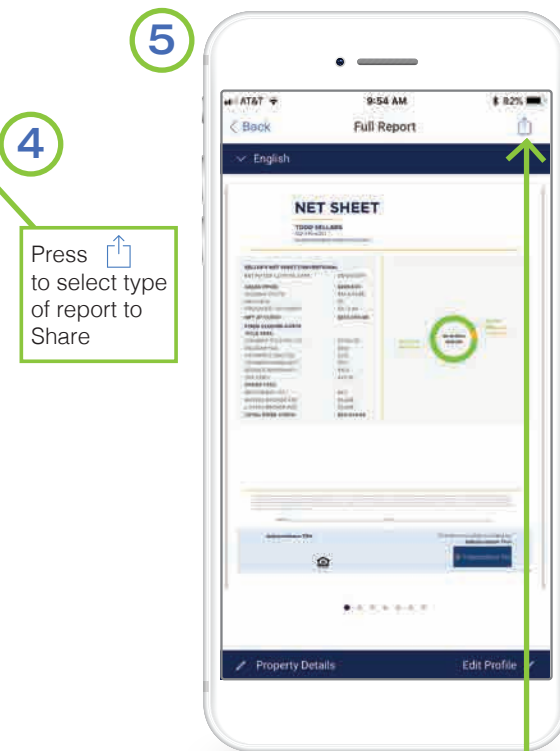



The Net at Close amount
is displayed

To compare
multiple offers
swipe right and
tap on the Add
Offer button



Tap Add New Offer to display
the Add Offer screen

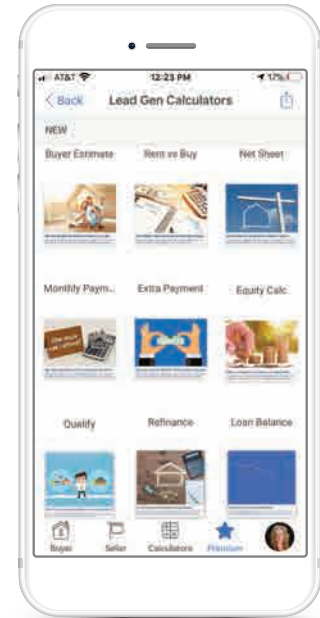
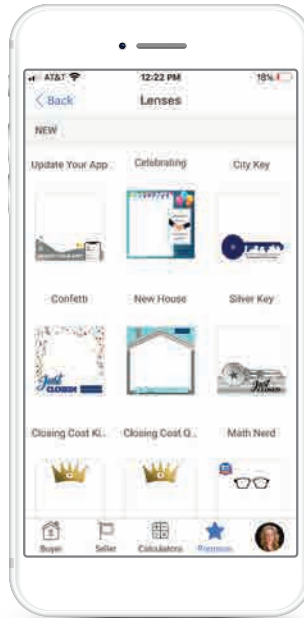
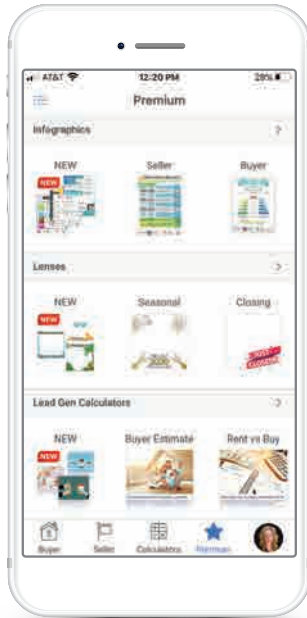


Press  to select type
of report to
Share

Tap the Share button to select
where to share it

GET SOCIAL!

Photo lenses, dynamic infographics and consumer calculators that help you connect with clients and attract new prospects on social media.



INFOGRAPHICS

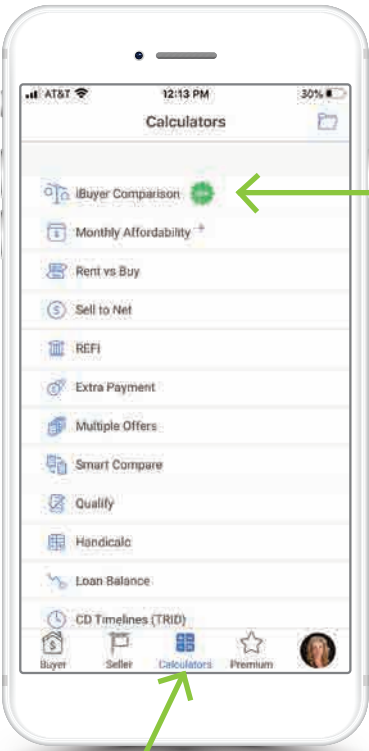
Create custom, branded infographics with dynamic numbers to better market your area.

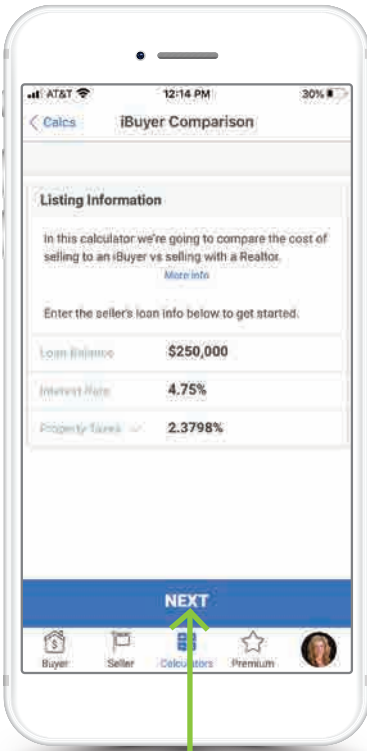
LENSES

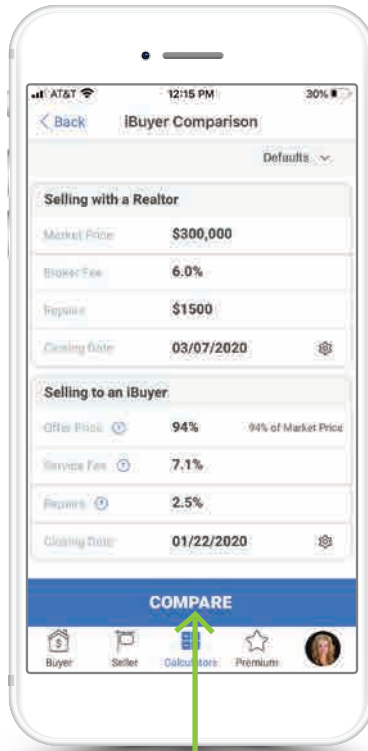
These real estate specific lenses are perfect for framing a new listing, an open house or another deal closed!

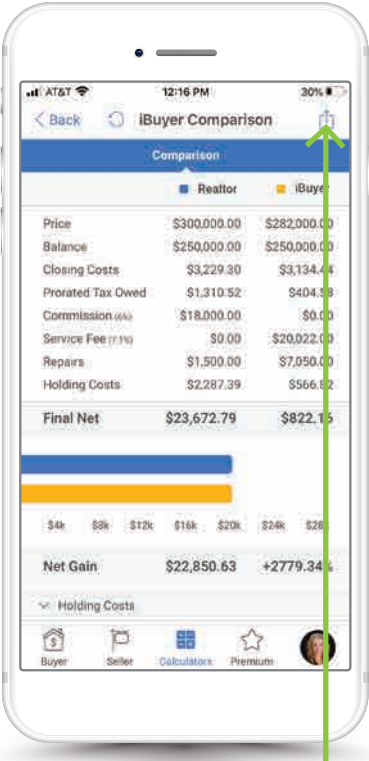
LEAD GEN CALCULATORS



Capture leads on social media by posting user friendly calculators designed for the consumer.

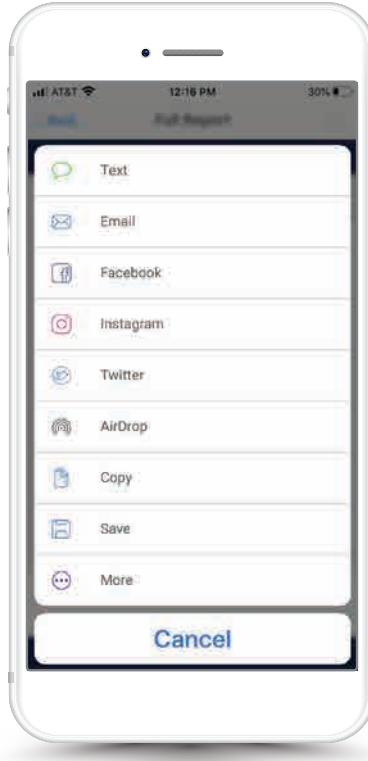
- 

Tap on **CALCULATORS**
- 

Tap on **iBUYER COMPARISON**
- 

Tap **COMPARE**
- 

Press  to select type of report to Share
- 

Tap the Share button to select where to share it
- 

Choose where to share

Education^{AND} Training Team



Independence Title



IndependenceTitle.com